























# MWAOHN Continuing Education Survey






1. Choose your membership status			
		Response Percent	Response Count
AAOHN/MWAOHN Regular Member		77.4%	24
MWAOHN Associate Member		3.2%	1
AAOHN/MWAOHN Student		0.0%	0
AAOHN/MWAOHN Retired		0.0%	0
AAOHN Member in Another Local Association		9.7%	3
Not a member		9.7%	3
		<b>answered question</b>	<b>31</b>
		<b>skipped question</b>	<b>0</b>




2. How many MWAOHN dinner meetings did you attend between September 2007 and May 2008?			
		Response Percent	Response Count
0		29.0%	9
1		9.7%	3
2		9.7%	3
3		16.1%	5
4		12.9%	4
5		22.6%	7
		<b>answered question</b>	<b>31</b>
		<b>skipped question</b>	<b>0</b>





3. Main reasons you participate in the MWAOHN continuing education meetings. (Check all that apply)			
		Response Percent	Response Count
Continuing education credits		92.6%	25
Networking		88.9%	24
Appreciate belonging to a high quality OHN organization		55.6%	15
Dinner		11.1%	3
Chance to win tuition to the regional meeting		7.4%	2
Raffles		0.0%	0
Other reason(s) I participate in the meetings		25.9%	7
		<b>answered question</b>	<b>27</b>
		<b>skipped question</b>	<b>4</b>




4. Main reasons you do NOT participate in MWAOHN dinner meetings. (Check all that apply)			
		Response Percent	Response Count
Family obligations		44.0%	11
Meetings held at an inconvenient time or place		28.0%	7
Do not have time		36.0%	9
Expense of the dinner		4.0%	1
Costs of transportation		4.0%	1
Other (please specify)		32.0%	8
		<b>answered question</b>	<b>25</b>
		<b>skipped question</b>	<b>6</b>




5. Rate the value of the MWAOHN dinner meetings with continuing education programs. Choose 1 answer.						
	No value	Moderate value	Good value	Superior value	Rating Average	Response Count
Dinner meeting with continuing education	0.0% (0)	18.5% (5)	25.9% (7)	<b>55.6% (15)</b>	3.37	27
Comments?						6
<b>answered question</b>						<b>27</b>
<b>skipped question</b>						<b>4</b>




6. Excluding June, July, August, and December, how many meetings should MWAOHN hold per year from September to May?			
		Response Percent	Response Count
8 monthly meetings September, October, November, January, February, March, April and May		6.5%	2
<b>5 meetings as currently September, November, January, March and May</b>		<b>54.8%</b>	17
4 meetings per year September, November, February, April		19.4%	6
4 meetings per year September, November, January, March		3.2%	1
4 meetings per year September, November, March, May		16.1%	5
Other suggested meeting schedule			1
<b>answered question</b>			<b>31</b>
<b>skipped question</b>			<b>0</b>




7. Which evening is best for you to meet?			
		Response Percent	Response Count
Tuesday		25.8%	8
<b>Wednesday</b>		<b>58.1%</b>	18
Thursday		16.1%	5
		<b>answered question</b>	<b>31</b>
		<b>skipped question</b>	<b>0</b>

8. What type continuing education meeting do you prefer?			
		Response Percent	Response Count
<b>Continue dinner meetings</b>		<b>51.6%</b>	16
Light ordered-in meal such as pizza or sandwiches		29.0%	9
CEU meeting without any food service		12.9%	4
Other		6.5%	2
		Other (please specify)	3
		<b>answered question</b>	<b>31</b>
		<b>skipped question</b>	<b>0</b>

9. What is the maximum you are willing to pay for a dinner meeting including a continuing education program?			
		Response Percent	Response Count
<b>\$20</b>		<b>38.7%</b>	12
\$25		35.5%	11
\$30		25.8%	8
		<b>answered question</b>	<b>31</b>
		<b>skipped question</b>	<b>0</b>

10. What is the maximum you are willing to pay for a light-meal meeting including a continuing education program?			
		Response Percent	Response Count
\$10		16.1%	5
<b>\$15</b>		<b>48.4%</b>	15
\$20		35.5%	11
<b>answered question</b>			<b>31</b>
<b>skipped question</b>			<b>0</b>

11. What is the maximum you are willing to pay for continuing education credits meeting without dinner?			
		Response Percent	Response Count
\$5		22.6%	7
\$7.50		16.1%	5
<b>\$10</b>		<b>61.3%</b>	19
<b>answered question</b>			<b>31</b>
<b>skipped question</b>			<b>0</b>





12. If MWAOHN had the technology available, would you participate in "Net-Meetings" from your home, office, or other site during which you could hear and see the presentation on your computer and ask questions of the presenter either via a typed in text question, or using a microphone from your computer?			
		Response Percent	Response Count
<b>Yes</b>		<b>71.0%</b>	22
No		12.9%	4
Would like to know more before I agree or disagree		16.1%	5
<b>answered question</b>			<b>31</b>
<b>skipped question</b>			<b>0</b>

13. What is the maximum you are willing to pay for continuing education credits offered through a "net-meeting?"			Response Percent	Response Count
\$5			38.7%	12
\$7.50			25.8%	8
\$10			35.5%	11
			<i>answered question</i>	<b>31</b>
			<i>skipped question</i>	<b>0</b>






14. Name a restaurant or meeting place in D. C. that you think would be a good meeting place for MWAOHN dinner meetings			Response Percent	Response Count
Restaurant #1			100.0%	12
Restaurant #2			33.3%	4
Restaurant #3			25.0%	3
			<i>answered question</i>	<b>12</b>
			<i>skipped question</i>	<b>19</b>

15. Would you take advantage of the added convenience of using your credit card through Pay Pal on the MWAOHN website to pay for dinner meetings with CEUs, potentially other CEU meetings registration fees, as well as associate member annual dues?			Response Percent	Response Count
Yes			74.1%	20
No			25.9%	7
			Comments?	4
			<i>answered question</i>	<b>27</b>
			<i>skipped question</i>	<b>4</b>

**16. Please provide subjects or topics which you would like covered in continuing education activities.**

		Response Percent	Response Count
1.		100.0%	12
2.		83.3%	10
3.		66.7%	8
4.		41.7%	5
5.		0.0%	0
		<b>answered question</b>	<b>12</b>
		<b>skipped question</b>	<b>19</b>

**17. Please recommend speakers who we might contact about providing educational activities.**

		Response Percent	Response Count
1.		100.0%	5
2.		40.0%	2
3.		40.0%	2
4.		20.0%	1
5.		20.0%	1
		<b>answered question</b>	<b>5</b>
		<b>skipped question</b>	<b>26</b>

**18. Any other suggestions or comments for the MWAOHN Board and Officers?**

		Response Count
		7
		<b>answered question</b>
		<b>7</b>
		<b>skipped question</b>
		<b>24</b>